Multiple District 17

As of October 2026 Cumulative

Year	New Clubs	Dropped Clubs	Gain/ Loss Clubs	New Members	Charter Members	Reinstate Members	Transfer Members	Total Member Added	Total Members Dropped	Gain/ Loss Members
2022-2023	0	6	-6	446	1	13	24	484	510	-26
2023-2024	0	5	-5	298	2	28	11	339	566	-227
2024-2025	1	5	-4	325	23	22	13	383	478	-95
2025-2026	1	8	-7	303	28	38	9	378	610	-232
2026-2027	0	2	-2	96	0	25	1	122	99	23
Average	**0**	**5**	**-5**	**294**	**11**	**25**	**12**	**341**	**453**	**-111**

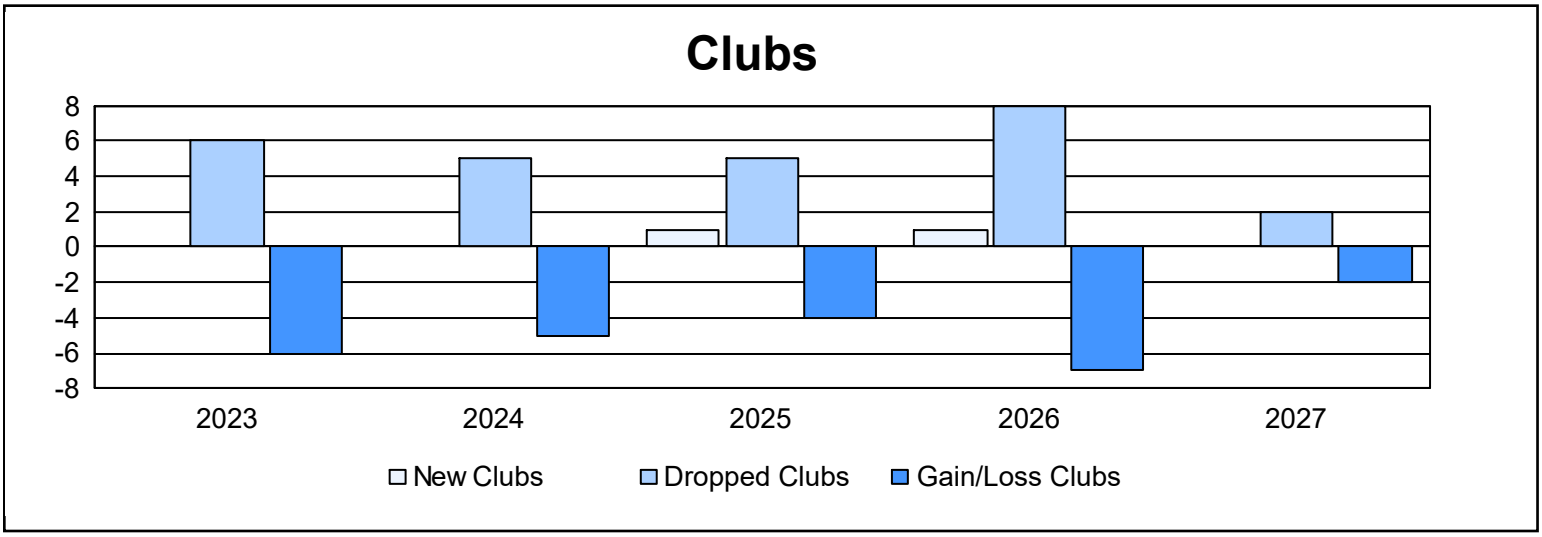

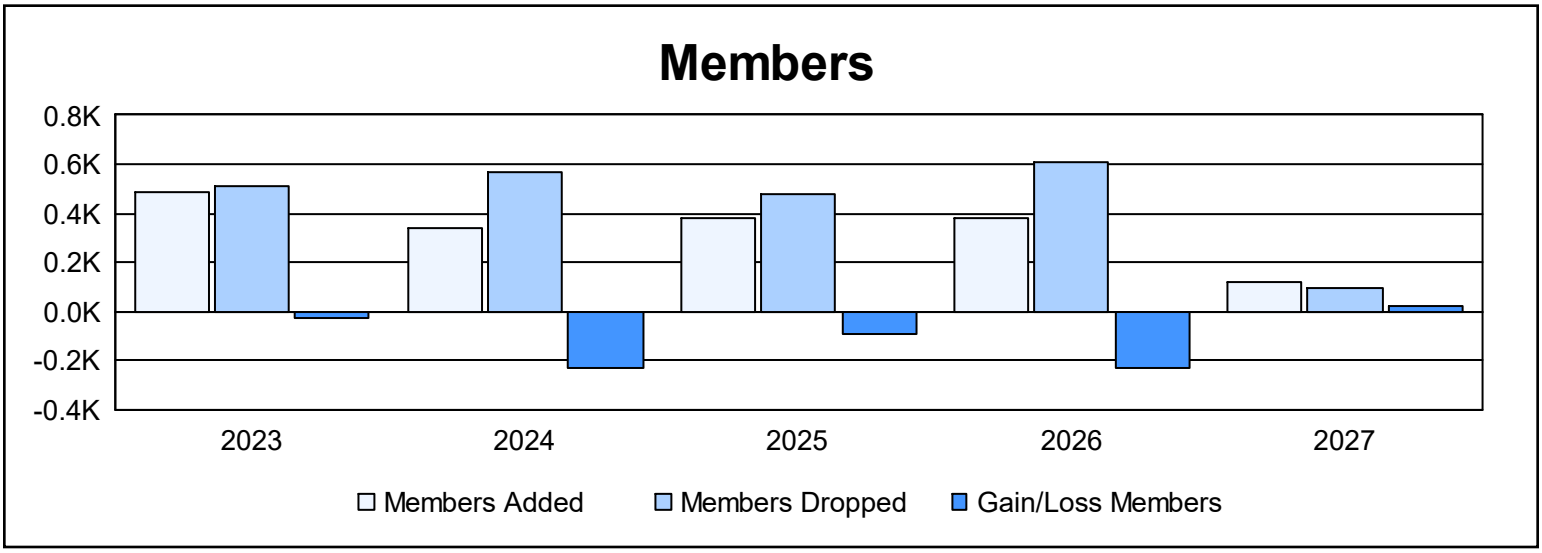

Membership Composition

October 2026 Cumulative

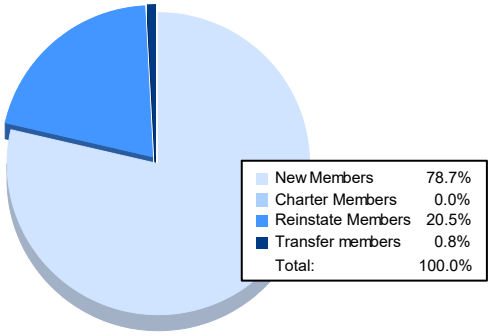

New Members	78.7%
Charter Members	0.0%
Reinstate Members	20.5%
Transfer members	0.8%
Total:	100.0%

Gender Composition

October 2026 Cumulative

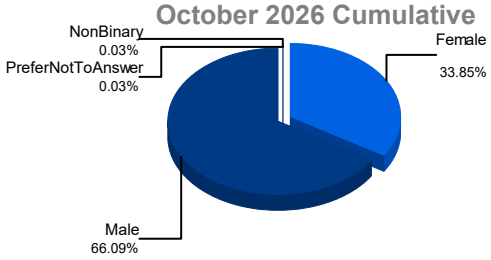

Female	33.85%
Male	66.09%
PreferNotToAnswer	0.03%
NonBinary	0.03%
Total:	100.00%